

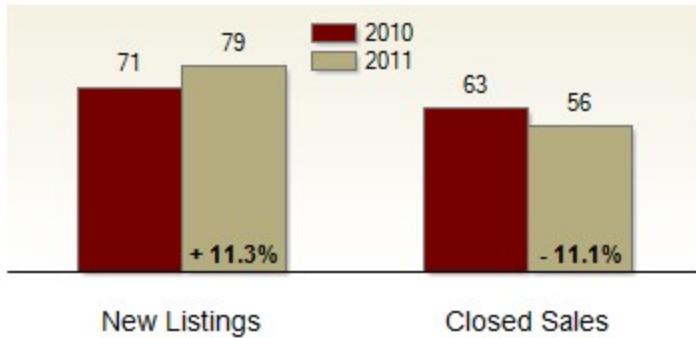
**Southern Chester County**

**December**

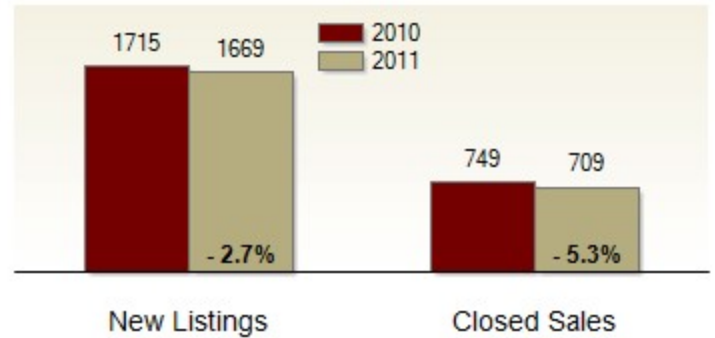
**Year To Date**

	2010	2011	Change	2010	2011	Change
New Listings	71	79	+ 11.3%	1715	1669	- 2.7%
Closed Sales	63	56	- 11.1%	749	709	- 5.3%
Pending Sales	32	40	+ 25.0%	761	717	- 5.8%
Median Sales Price	\$284,000	\$335,000	+ 18.0%	\$335,000	\$316,900	- 5.4%
% of Original List Price Received at Sale	90.1%	91.3%	+ 1.2%	91.2%	89.2%	- 2.0%
Average Days on Market Until Sale	82	104	+ 26.8%	101	114	+ 12.9%
Total Residential Listing Inventory (as of 12/31)	795	662	- 16.7%			
Single-Family Detached Inventory (as of 12/31)	703	579	- 17.6%			

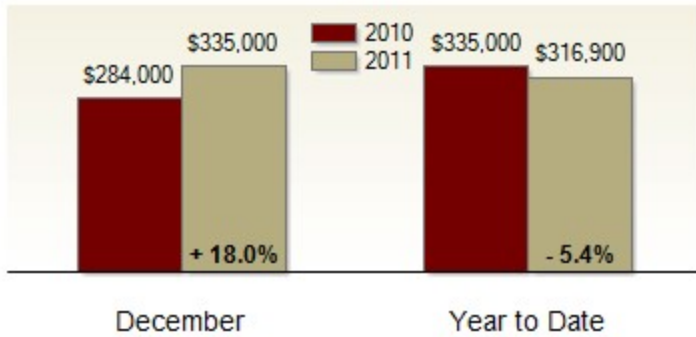
**Activity: December**



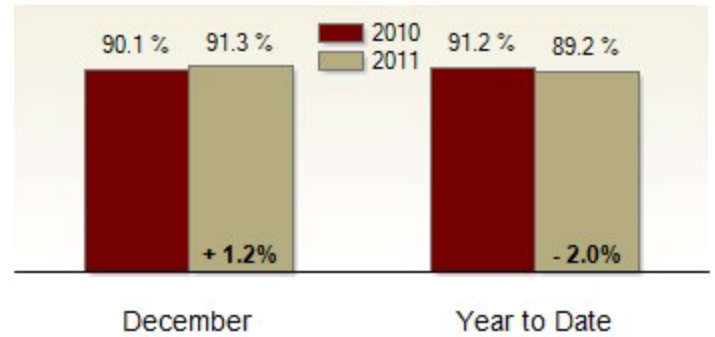
**Activity: Year to Date**



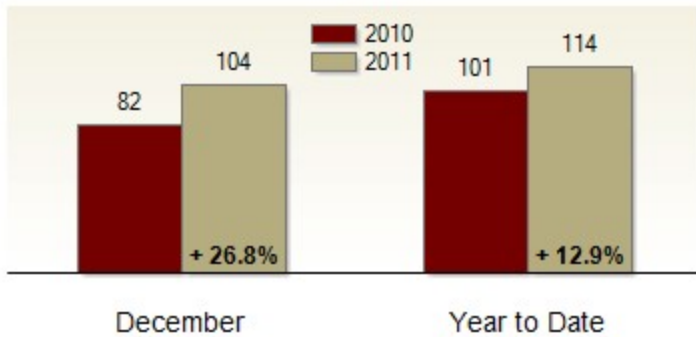
**Median Sales Price**



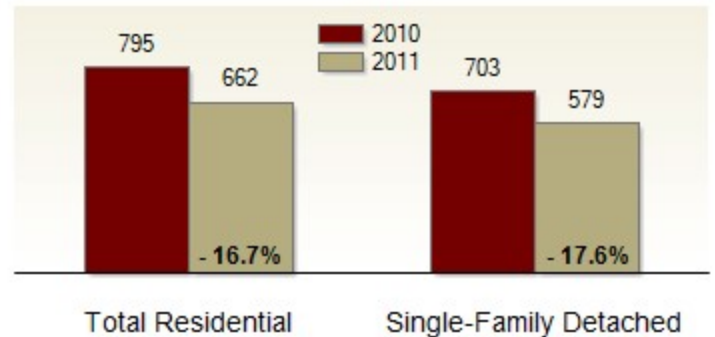
**Percent of Original List Price Received at Sale**



**Average Days on Market Until Sale**



**Inventory of Homes for Sale: December**



All information presented is based on data supplied by TReND MLS. TReND MLS does not guarantee nor is it responsible for its accuracy. Data maintained by the MLS may not reflect all real estate activities in the market. Information is deemed reliable but not guaranteed.